

Q1 2022

# Hunterdon County Market Report

COMPASS

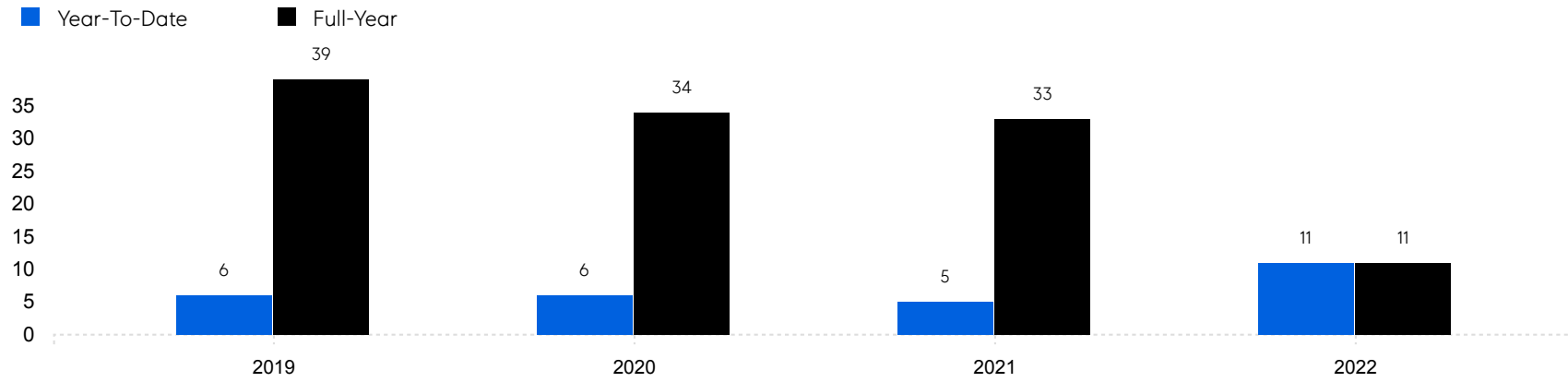


# Flemington

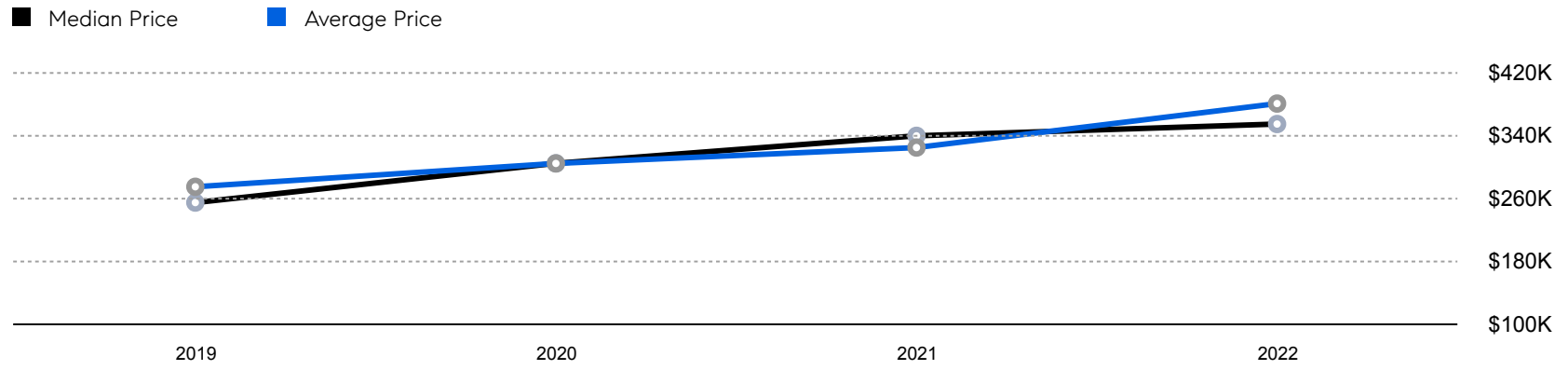
		YTD 2021	YTD 2022	% Change
Single-Family	# OF SALES	3	6	100.0%
	SALES VOLUME	\$859,000	\$2,597,000	202.3%
	MEDIAN PRICE	\$265,000	\$410,000	54.7%
	AVERAGE PRICE	\$286,333	\$432,833	51.2%
	AVERAGE DOM	83	63	-24.1%
	# OF CONTRACTS	5	7	40.0%
	# NEW LISTINGS	8	8	0.0%
Condo/Co-op/Townhouse	# OF SALES	2	5	150.0%
	SALES VOLUME	\$413,900	\$1,594,500	285.2%
	MEDIAN PRICE	\$206,950	\$320,000	54.6%
	AVERAGE PRICE	\$206,950	\$318,900	54.1%
	AVERAGE DOM	103	41	-60.2%
	# OF CONTRACTS	4	3	-25.0%
	# NEW LISTINGS	3	3	0.0%

# Flemington

## Historic Sales



## Historic Sales Prices



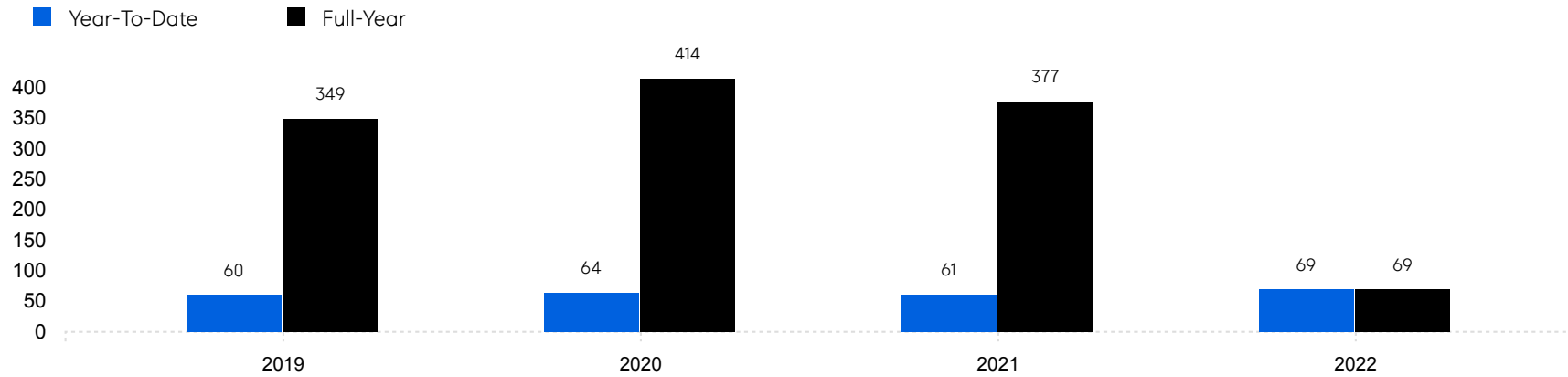


# Raritan Township

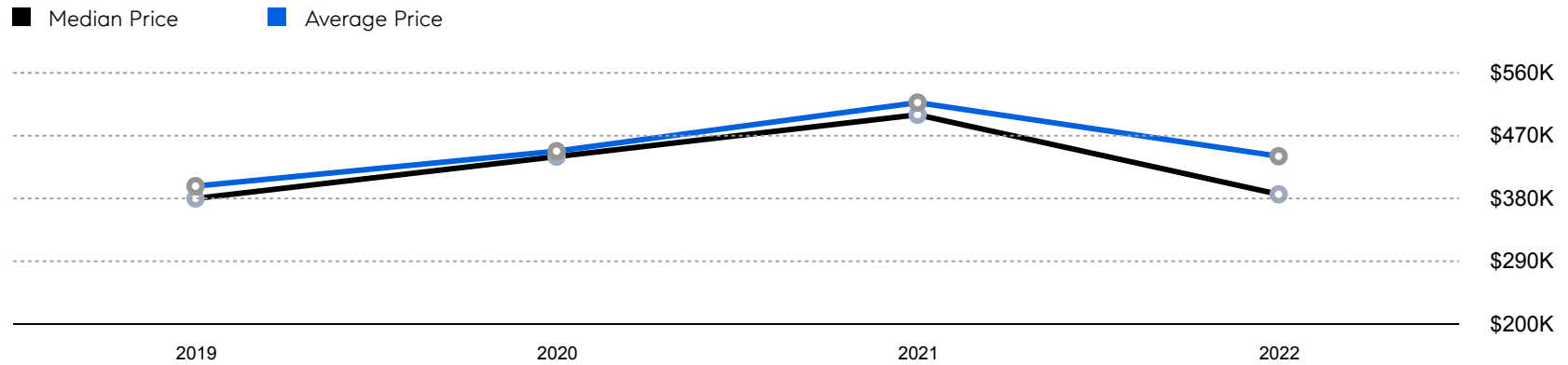
		YTD 2021	YTD 2022	% Change
Single-Family	# OF SALES	42	40	-4.8%
	SALES VOLUME	\$21,736,253	\$21,473,000	-1.2%
	MEDIAN PRICE	\$487,500	\$532,500	9.2%
	AVERAGE PRICE	\$517,530	\$536,825	3.7%
	AVERAGE DOM	47	40	-14.9%
	# OF CONTRACTS	60	47	-21.7%
	# NEW LISTINGS	61	68	11.5%
Condo/Co-op/Townhouse	# OF SALES	19	29	52.6%
	SALES VOLUME	\$4,760,050	\$8,925,800	87.5%
	MEDIAN PRICE	\$260,000	\$325,000	25.0%
	AVERAGE PRICE	\$250,529	\$307,786	22.9%
	AVERAGE DOM	38	25	-34.2%
	# OF CONTRACTS	19	38	100.0%
	# NEW LISTINGS	23	45	95.7%

# Raritan Township

## Historic Sales



## Historic Sales Prices

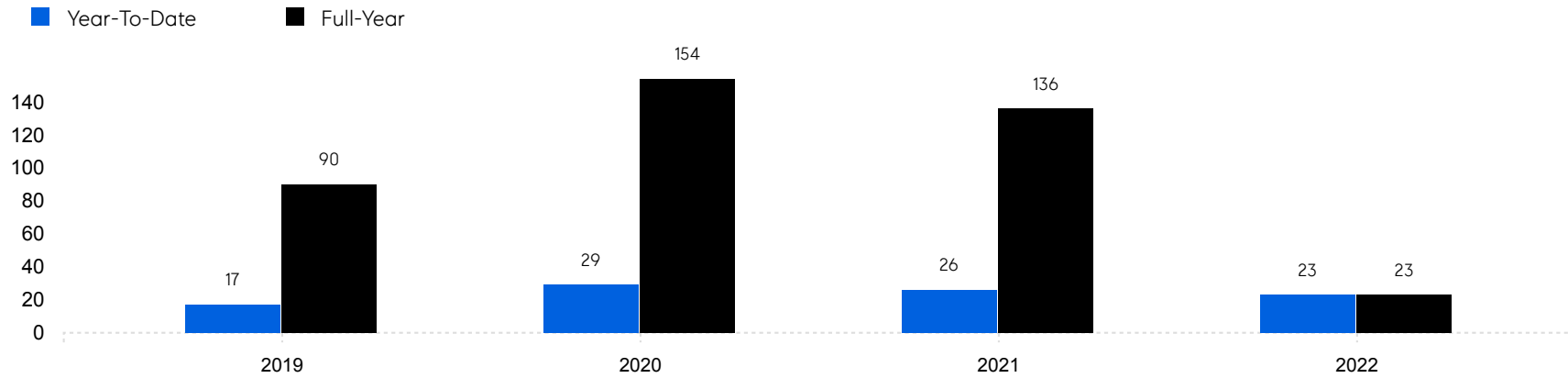


# Tewksbury Township

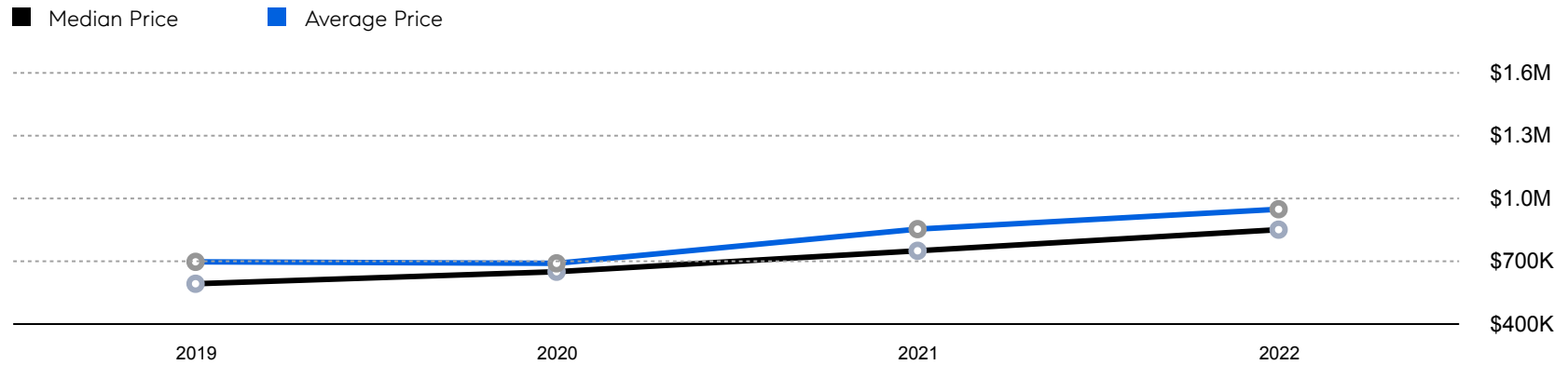
		YTD 2021	YTD 2022	% Change
Single-Family	# OF SALES	25	22	-12.0%
	SALES VOLUME	\$19,470,177	\$21,048,999	8.1%
	MEDIAN PRICE	\$760,000	\$863,000	13.6%
	AVERAGE PRICE	\$778,807	\$956,773	22.9%
	AVERAGE DOM	74	95	28.4%
	# OF CONTRACTS	33	28	-15.2%
	# NEW LISTINGS	26	37	42.3%
Condo/Co-op/Townhouse	# OF SALES	1	1	0.0%
	SALES VOLUME	\$495,000	\$768,000	55.2%
	MEDIAN PRICE	\$495,000	\$768,000	55.2%
	AVERAGE PRICE	\$495,000	\$768,000	55.2%
	AVERAGE DOM	14	8	-42.9%
	# OF CONTRACTS	0	2	0.0%
	# NEW LISTINGS	3	3	0.0%

# Tewksbury Township

## Historic Sales



## Historic Sales Prices



# COMPASS

Source: Garden State MLS, 01/01/2019 to 03/31/2022  
Source: NJMLS, 01/01/2019 to 03/31/2022  
Source: Hudson MLS, 01/01/2019 to 03/31/2022

Compass is a licensed real estate broker and abides by Equal Housing Opportunity laws. All material presented herein is intended for informational purposes only. Information is compiled from sources deemed reliable but is subject to errors, omissions, changes in price, condition, sale, or withdrawal without notice. No statement is made as to the accuracy of any description. All measurements and square footages are approximate. This is not intended to solicit property already listed. Nothing herein shall be construed as legal, accounting or other professional advice outside the realm of real estate brokerage.